

ELITE POLISHED



SR HOMES

ELITE POLISHED KITCHEN



LIGHTING - 42046NBR




FLOORS - CATTLEBARON - SNOWY BIRCH



TILE BACKSPLASH -
KINETIC BLUE



CABINETS - SHAKER - SNOWBOUND



QUARTZ COUNTERTOPS - CALACATTA ULTRA



HARDWARE - CHANNING CUP PULL / KNOB -
HONEY BRONZE




FAUCET - PRECEPT - SATIN NICKEL

HARDWARE / PLUMBING / LIGHTING - SATIN NICKEL & GOLD

ELITE POLISHED
OWNER'S BATH



SHOWER / TUB - TRINSIC



SHOWER FLOOR - CONTESSA HERRING - DAMA

12X24 TILE FLOORS & WALLS - CONTESSA MATTE - DAMA

CABINETS - SHAKER - SNOWBOUND

QUARTZ COUNTERTOPS - CALACATTA MIST



LIGHTING - 3032-2V-RB



HARDWARE - CHANNING CUP PULL / KNOB - HONEY BRONZE



FAUCET - TRINSIC 8" SPREAD

PLUMBING / LIGHTING / HARDWARE - SATIN NICKEL & GOLD

ELITE POLISHED
SECONDARY BATHS



SHOWER / TUB - TRINSIC




12X24 TILE FLOORS

MAIN FLOOR BATH WALLS (PER PLAN) - SILHOUETTE



CABINETS - SHAKER -
SNOWBOUND



HARDWARE - CHANNING CUP PULL / KNOB - HONEY BRONZE



QUARTZ COUNTERTOPS - ICED WHITE



LIGHTING - 3032-2V-RB



FAUCET - TRINSIC 4" SPREAD

HARDWARE / PLUMBING / LIGHTING - SATIN NICKEL & GOLD

ELITE POLISHED

ADDITIONAL FINISHES



SATIN NICKEL TRADITIONAL LEVERS



FLOORS - CATTLEBARON - SNOWY BIRCH



13X13 TILE


LAUNDRYROOM FLOORS - CONESSA MATTE - DAMA



WHOLE HOUSE CARPET- MOHAWK BP56C REACTIVE - 929 TARPLEY



TRIM - SW7004 SNOWBOUND



WALLS - SW7646 FIRST STAR

WHOLE HOUSE PAINT

ELITE POLISHED

STATEMENT LIGHTING

ALL LIGHTING PER PLAN



3032-2V-RB



3032-3V-RB

BATH FIXTURES



42046NBR

ISLAND PENDANTS



P400202-009

BREAKFAST AREA



P400228-009

DINING ROOM



5392604-962

2-STORY FOYER

ELITE POLISHED
LIGHTING
ALL LIGHTING PER PLAN



SINGLE STORY FOYER
473SF-BN



SECONDARY BEDROOM / LOFT
473SF13-BN



SCONCES
3032-1S-RB



FAMILY ROOM

300044BSS