


# Elite

*Polished*



# Elite

Polished

## Kitchen



# Elite *Polished*

## Owner's Bath



# Elite

*Polished*

## Secondary Bath

SHOWER / TUB - TRINSIC STAINLESS STEEL

12X24 TILE FLOORS

MAIN FLOOR BATH WALLS (PER PLAN) - SILHOUETTE

CABINETS - SHAKER - SNOWBOUND

QUARTZ COUNTERTOPS - ICED WHITE

LIGHTING - 3032-2V- ORB

HARDWARE - CHANNING CUP PULL / KNOB - HONEY BRONZE TK774 HB & TK740 HB

FAUCET - TRINSIC 4" SPREAD - STAINLESS STEEL



# Elite

Polished

## Additional Finishes



SATIN NICKEL TRADITIONAL LEVERS  
SEVILLE




FLOORS - CATTLEBARON - SNOWY BIRCH



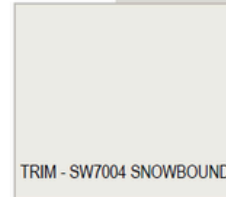
13X13 TILE  
LAUNDRYROOM FLOORS - CONTESSA MATTE - DAMA



WHOLE HOUSE CARPET - MOHAWK BP56C REACTIVE - 929 TARPLEY



WALLS - SW7646 FIRST STAR



TRIM - SW7004 SNOWBOUND

WHOLE HOUSE PAINT



# Elite

*Polished*

## Statement Lighting

*All Lighting Per Plan*



3032-2V-ORB



3032-3V-ORB

BATH FIXTURES



42046NBR

ISLAND PENDANTS



P400202-009

BREAKFAST AREA



P400228-009

DINING ROOM



5392604-962

2-STORY FOYER



# Elite

*Polished*

## Lighting

*All Lighting Per Plan*



SINGLE STORY FOYER  
473SF-BN



SECONDARY BEDROOM / LOFT  
473SF13-BN



SCONCES  
3032-1S-RB



300044BSS

FAMILY ROOM

